



PITELUMEC

THE PRING-E 660 RING BIT CASING SYSTEM



CASING SIZE 711MM OD X 686MM ID DRILLING DIA. 735MM

PNEUMEC PRING-E 660 CASING SYSTEM



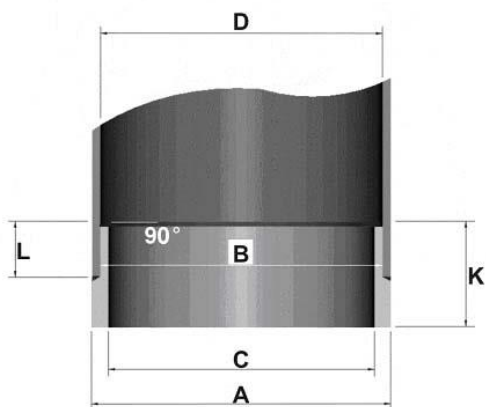
PRING-E 660 PARTS LIST

| | | |
|----|-----------------------|-------------|
| 1. | DRIVER BIT N240 SHANK | UGD660N24RE |
| 2. | RING | URb660RE |
| 3. | COMPLETE SYSTEM | UCS660N24RE |

PRING-E 660 SPECIFICATIONS

| | | | |
|---------------------|-------|---------------|---------------------|
| UPPER BODY DIAMETER | 680MM | RING ID | 600MM |
| REAMING DIAMETER | 735MM | CASING SIZE | 711MM OD X 686MM ID |
| SYSTEM LENGTH | 925MM | SYSTEM WEIGHT | 1150KG |

PRING-E 660 CASING SHOES



| | |
|--------|-------|
| DIA. A | 711MM |
| DIA. B | 683MM |
| DIA. C | 663MM |
| DIA. D | 686MM |
| L | 80MM |
| K | 145MM |



PNEUMEC COMPANY LIMITED

1st Floor, Tin On Sing Comm. Bldg., 41-43 Graham St. Central, H.K.

Tel : (852) 2180 9922

Fax : (852) 2180 9982

Website : www.pneumec.com

email : info@pneumec.com